

We learn from history





Erasmus+

Antiquity



Stredná umelecká škola Ladislava Bielika, Levice




Stredná odborná škola, Jesenského 1, Nové Zámky



Erasmus+

The Roman Empire is one of the basic roots of the European civilization. A whole bunch of nations influenced its development but the Roman culture was mainly the copy of the Greek culture.






Erasmus+

The Roman Empire is one of the basic roots of the European civilization.

A whole bunch of nations influenced its development but the Roman culture was mainly the copy of the Greek culture.





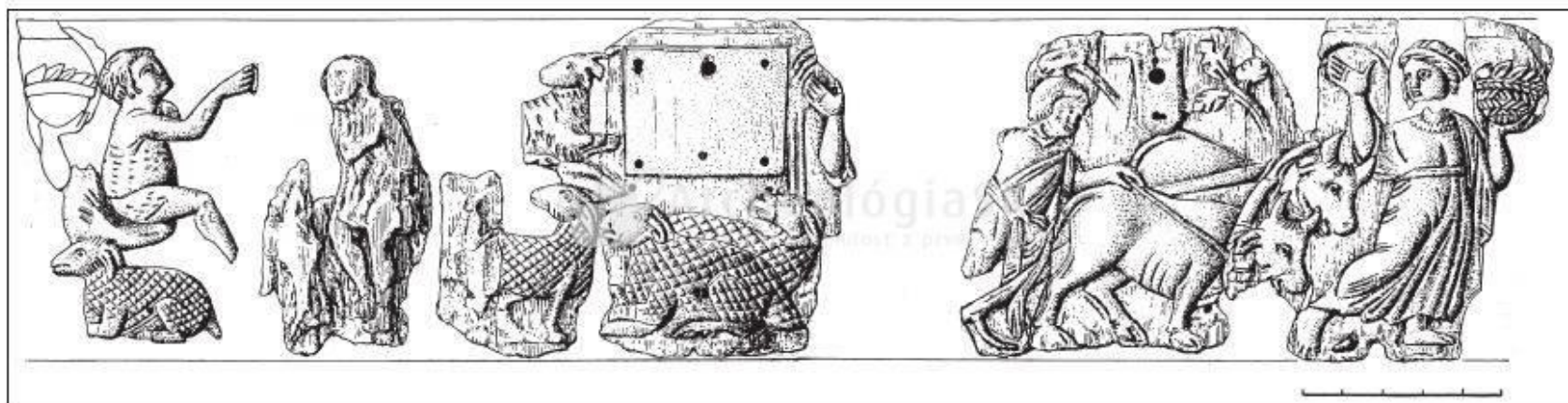
The nations living in the area of Slovakia lived closely to the Roman Empire for almost 4 centuries. The river Danube created the natural border between these two territories- so called Limes Romanus (Iža, Komárno, Rusovce).





Erasmus+

We have found an inspiration in the unique discovery torso ivory pyxis from Čierne Kľačany near Zlaté Moravce, which comes from late Roman period and it came to Slovakia in the 9th century through the mission of Thessalonian brothers Cyril and Methodius as a gift to Great Moravia. The part of a figural decoration of pyxis is the stylized figure of a woman in a simple bunchy tunic.





Erasmus+

Clothes

Inspiration

In our work we use the basic ancient female clothing – tunics which in the period of ancient Rome achieved elegant forms thanks to noble materials and rich folds. It interested us by its simple cut and rich drapery.





Material

Richly arranged clothing required a suitable material. Therefore we chose the more noble material - a mixture of silk and cotton, which will create the soft folds of merging the richly draped drapery reminiscent of ancient sculptures. Off-white color and material evoke ancient sculptures in the form in which we know them today.





Erasmus+

Decorative component

Simple richly arranged dress are added with images from the ancient elements - meanders, which were used throughout the ancient world. Meander element is embroidered into the fabric pieces. These are connected to a bar that lines the arms and at the same time its geometric shape contrasts with the soft drapery.





Erasmus+

Finale photographs

The dress is simple cut strapless and sleeves reaching down to the ground. The material is toned colour from white to gray, which terminates a geometrically designed by meanders embroidered bead.





Erasmus+

Arrangement of dress

Rich drapery allows you to create multiple versions of arranging clothes on the body. Silver cord which complements the dress has a functional and aesthetic character. It can be wrapped around the waist in various ways, or it may withdraw the dress under the bust, which was the period of ancient Rome in fashion element.





Erasmus+

Finale photographs

To download draping we used silver twisted cords, which effectively creates dress but it does not interfere with the color tone.






Erasmus+

Finale photographs

Silhouette and character of the model describes intend to link the ancient feminine clothes with a sculpture of ancient Rome and ancient ingenuity of an arranging model.






Hair

At the beginning, the Roman women had long hair tied to a knot usually covered by a hairnet.

Later they started to wear more complicated braided hairstyles. Short hair was the symbol of sadness, old age or slavery.

Blond colour belonged to favourite ones and it was made by braiding light hairlocks of slaves or putting gold powder on the hair.


Hairstyles were decorated by various hair decorations made of precious materials.





Erasmus+

The waves and locks were made by curling iron or copper sticks called CALAMISTERS. We can find also the first versions of finger wave techniques made by hands. Nowadays it is replaced by curlers or curling irons.





Erasmus+

Hair


We adapted the hairstyle to the line and material of the designed model of clothes. We were inspired mostly by the busts of aristocratic women from this period.






Erasmus+

After we curled the hair, we parted the hair to thicker hairlocks. We fixed the fringe to a significant wave. The rest of the hair was braided and tied to a smooth knot at the back of the neck. It is decorated by a hair clip.






Erasmus+





Erasmus+

Nowadays antique hairstyles are inspirations for the simple wedding hairstyles.





Erasmus+

Finale photographs





Erasmus+





Erasmus+





Erasmus+



Thanks for paying attention